

DESCRIPTION

PRODUCT CODE: **CBL1**

Panel type CBL1, manufactured from CBI Europe, fully steel encapsulated dimension 600x600x23 mm, core made by high density woodcore completely encapsulated with galvanised steel 0,5 mm.

APPLICATION USE

Offices - Private buildings - Public Buildings - Libraries - Banks - Museums - Computer Rooms

TOP COVERING

Panel designed and manufactured to be installed bare without top covering. The top covering will be applied after installation of the raised access floor and it will be apply lay-loose tiles dimension 500x500 or 600x600 mm carpet or PVC material.






TECHNICAL SPECIFICATIONS

Dimension	600 x 600 mm
Thickness	23.0 mm
Weight	8.40 Kg
Panel Core	Woodcore
Density Core	720 Kg/mc +/-5%
Tolerance Dim.	+/-0.3mm
Life Expectancy	25 Years

Fire reaction <i>UNI EN 13501-1:</i>	Bfl-s1
Fire resistance <i>UNI EN 13501-2:</i>	REI 30
Airborne Insulation <i>UNI EN ISO 10848-2:</i>	$D_{n,f,w} = 52 \text{ dB}$
Impact Sound Insulation <i>UNI EN 140-12 / 717-1:</i>	$L_{n,f,w} = 44 \text{ dB}$
Walking Sound Insulation <i>UNI EN ISO 10140-3:</i> <i>UNI EN ISO 717-2:</i>	$\Delta L_w = 31 \text{ dB}$
Product Warranty (months):	24

LEED Certified Panel CBI Member of Green Building Council
CE Marking
RINA ISO 9001:2008

TECHNICAL FEATURES - UNI EN 12825

STRUCTURE SYSTEM	POINT OF PRESSURE	DEFLECTION 2.5 mm	ULTIMATE LOAD	LOADING CLASS	
CBI/ST	Center of panel	4.4 kN	11.5 kN	5	
	Middle of panel edge	3.5 kN	7.5 kN	2	
	Diagonal 70 mm	3.7 kN	7.9 kN	2	
CBI - CR	Center of panel	4.7 kN	12.0 kN	6	
	Middle of panel edge	3.7 kN	8.1 kN	3	
	Diagonal 70 mm	3.9 kN	8.3 kN	3	
IF Tubolar	Center of panel	4.9 kN	12.7 kN	6	
	Middle of panel edge	3.9 kN	8.3 kN	3	
	Diagonal 70 mm	4.0 kN	8.7 kN	3	